



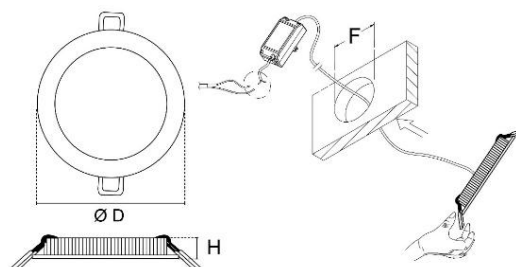
Global Light Solutions

illuminazione a led

Catalogo Retail e office

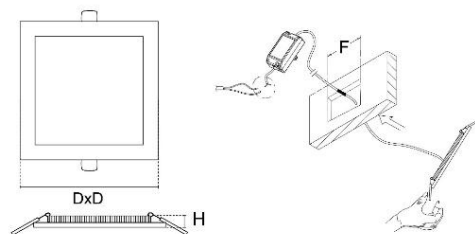


Slim panel round



Codice	Potenza	Colore	Lumen	Angolo	CRI	Dimensioni Dxh	Foro
GL64-SR120-070-W30	7W	3000K	420	110°	≥80	Ø120x22	Ø110
GL64-SR120-070-P40		4000K	500				
GL64-SR145-090-P40	9W	4000K	740	110°	≥80	Ø145x22	Ø135
GL64-SR180-120-P40	12W	4000K	1050	110°	≥80	Ø180x22	Ø170
GL64-SR200-160-P40	16W	4000K	1280	110°	≥80	Ø200x22	Ø190
GL64-SR225-180-P40	18W	4000K	1400	110°	≥80	Ø225x22	Ø205
GL64-SR230-200-W30	20W	3000K	1850	110°	≥80	Ø230x22	Ø210
GL64-SR230-200-P40		4000K					
GL64-SR300-240-P40	24W	4000K	1900	110°	≥80	Ø300x22	Ø280
SERIE HIGH LUMENS alimentazione 24V (alimentatore non incluso)							
GL45-SRH275-280-W30	28W	3000K	2044	110°	≥85	Ø275x31	Ø250
GL45-SRH275-280-P42		4200K	2167				
GL45-SRH330-310-W30	31W	3000K	2713	110°	≥85	Ø330x31	Ø310
GL45-SRH330-310-P42		4200K	2876				

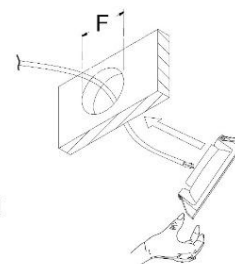
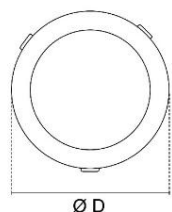
Slim panel square



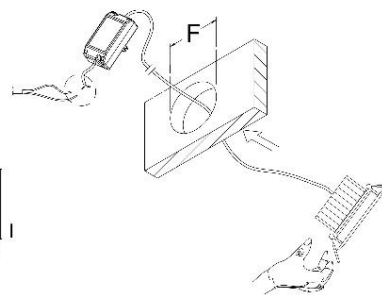
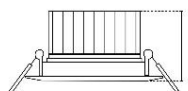
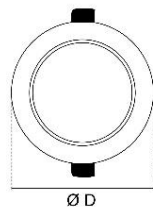
Dettaglio modello
High Lumens

Codice	Potenza	Colore	Lumen	Angolo	CRI	Dimensioni Lxlxh	Foro
GL64-SQ120-060-W30	6W	3000K	360	110°	≥80	120x120x23	105x105
GL64-SQ120-060-P40		4000K	420				
GL64-SQ155-090-P40	9W	4000K	640	110°	≥80	150x150x23	135x135
GL64-SQ170-120-P40	12W	4000K	880	110°	≥80	170x170x23	150x150
GL64-SQ190-150-P40	15W	4000K	980	110°	≥80	190x190x23	180x180
GL64-SQ225-180-W30	18W	4000K	1300	110°	≥80	225x225x23	205x205
GL64-SQ225-180-P40			1350				
GL64-SQ230-200-P40	20W	4000K	1700	110°	≥80	225x225x23	205x205
GL64-SQ300-240-P40	24W	4000K	1800	110°	≥80	300x300x23	290x290
SERIE HIGH LUMENS alimentazione 24V (alimentatore non incluso)							
GL45-SQH250-310-W30	31W	3000K	2015	110°	≥85	250x250x31	225x225
GL45-SQH250-310-P40		4200K	2136				
GL45-SQH330-420-W30	42W	3000K	2969	110°	≥85	330x330x31	305x305
GL45-SQH330-420-P40		4200K	3147				

Fari da incasso multi LED

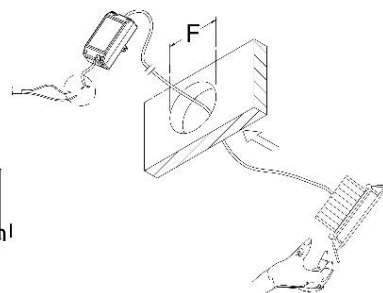
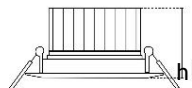
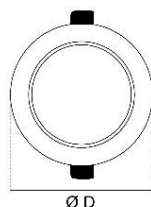


Codice	Potenza	Colore	Lumen	Angolo	CRI	Dimensioni Dxh	Foro
GL64-R150-150-P40	15W	4000K	1300	110°	≥80	Ø150x60	Ø139
GL64-R200-200-P40	20W	4000K	2000	110°	≥80	Ø200x60	Ø170
GL64-R230-300-W30	30W	3000K	2500	110°	≥80	Ø230x60	Ø210
GL64-R230-300-P40		4000K	2800				



Codice	Potenza	Colore	Lumen	Angolo	CRI	Dimensioni Dxh	Foro
GL64-R230-320-W30	32W	3000K	2600	95°	≥80	Ø230x87	Ø205
GL64-R230-320-P40		4000K	2800				

Fari da incasso multi LED

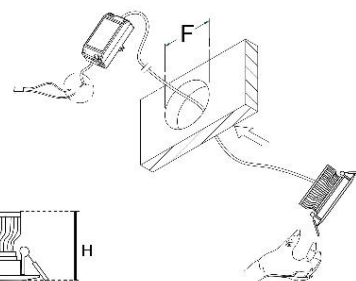
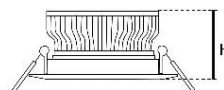
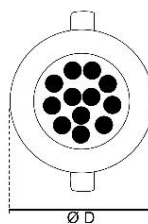


Codice	Potenza	Colore	Lumen	Angolo	CRI	Dimensioni Dxh	Foro
GL09-R250-300-W30	30W	3000K	3400	120°	≥80	Ø250x76	Ø220
GL09-R250-300-P40		4000K	3500				
GL09-R250-300-C55		5500K	3600				
GL09-R250-400-W30	40W	3000K	4500	120°	≥80	Ø250x76	Ø220
GL09-R250-400-P40		4000K	4600				
GL09-R250-400-C55		5500K	4800				

A richiesta dimmerabili 1-10V

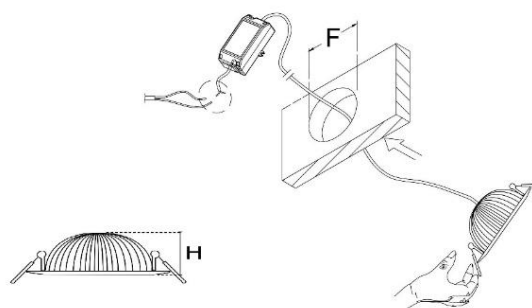
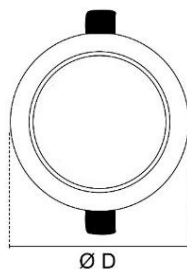


Orientabile



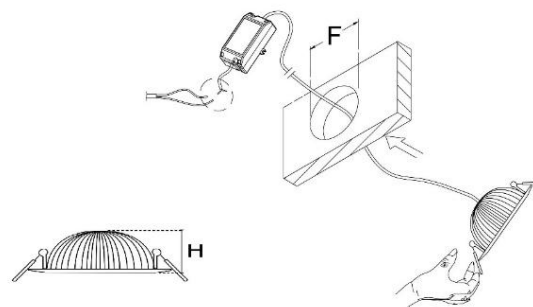
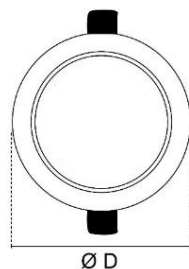
Codice	Potenza	Colore	Lumen	Angolo	CRI	Dimensioni Dxh	Foro
GL64-R138-240-P40	24W	4000K	1900	40°	≥80	Ø138x63	Ø126

Fari da incasso multi LED



Codice	Potenza	Colore	Lumen	Angolo	CRI	Dimensioni Dxh	Foro
GL09-R245-300-W30	30W	3000K	3400	110°	≥80	Ø245x54	Ø210
GL09-R245-300-P40		4000K	3500				
GL09-R245-300-C55		5500K	3600				
GL09-R195-360-W30	36W	3000K	4150	110°	≥80	Ø195x57	Ø156
GL09-R195-360-P40		4000K	4220				
GL09-R195-360-C55		5500K	4320				
GL09-R250-480-W30	48W	3000K	5580	110°	≥80	Ø245x54	Ø210
GL09-R250-480-P40		4000K	5680				
GL09-R250-480-C55		5500K	5760				

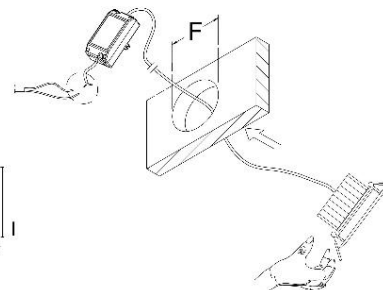
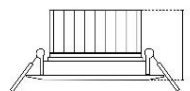
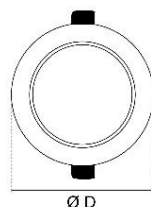
Fari da incasso multi LED



Codice	Potenza	Colore	Lumen	Angolo	CRI	Alimentazione C.C.	Dimensioni Dxh	Foro
GL45-R230-300-W30	13W	3000K	890	80°	≥80	700mA	Ø135x70	Ø105
GL64-R230-300-P40		4000K	940					
GL64-R230-300-W30	15W	3000K	1150	80°	≥80	700mA	Ø160x75	Ø130
GL64-R230-300-P40		4000K	1207					
GL64-R230-300-W30	17W	3000K	1515	80°	≥80	700mA	Ø190x95	Ø160
GL64-R230-300-P40		4000K	1595					
GL64-R230-300-W30	26W	3000K	2223	80°	≥80	1400mA	Ø228x100	Ø200
GL64-R230-300-P40		4000K	2340					
GL45-R160-110-RGB	11W	RGB	315	80°	-	3x350mA	Ø160x75	Ø130
GL45-R228-170-RGB	17W		525			5x500mA	Ø228x100	Ø200

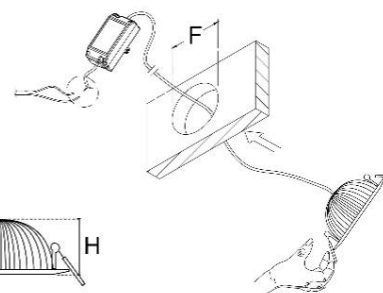
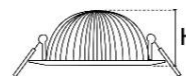
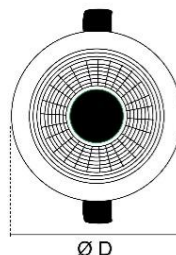
Alimentatori non inclusi , da ordinare a parte

Fari da incasso multi LED



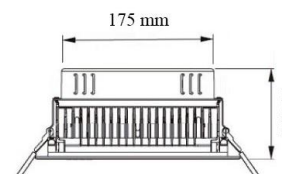
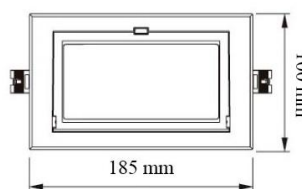
Codice	Potenza	Colore	Lumen	Angolo	CRI	Dimensioni Dxh	Foro
GL64-R230-320-W30	32W	3000K	2600	95°	≥80	Ø230x87	Ø205
GL64-R230-320-P40		4000K	2800				

Fari da incasso COB




Codice	Potenza	Colore	Lumen	Angolo	CRI	Dimensioni Dxh	Foro
GL64-R225-350-W30	35W	3000K	3000	90°	≥80	Ø225x63	Ø205
GL64-R225-350-P40		4000K	3100				

Fari da incasso multi LED

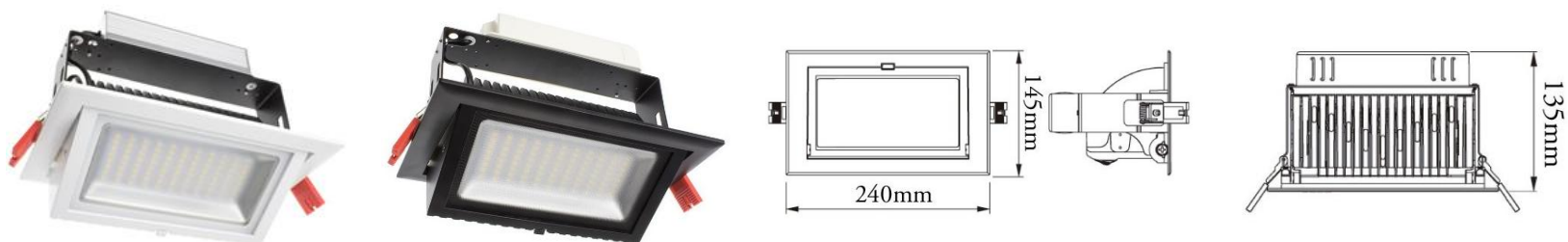


Codice	Potenza	Colore	Lumen	Angolo	CRI	Dimensioni LxIxh	Foro
GL09-L1810-200-W30	20W	3000K	1450	100°	≥80	185x100x61	175x70
GL09-L1810-200-P40		4000K	1500				
GL09-L1810-200-C55		5500K	1650				



Codice	Potenza	Colore	Lumen	Angolo	CRI	Dimensioni LxIxh	Foro
GL09-L2515-380-W30	38W	3000K	4230	100°	≥80	245x152x142	227x130
GL09-L2515-380-P45		4500K	4560				
GL09-L2515-380-C55		5500K	4650				
GL09-L2515-480-W30	48W	3000K	5420	100°	≥80	245x152x142	227x130
GL09-L2515-480-P45		4500K	5600				
GL09-L2515-480-C55		5500K	5760				

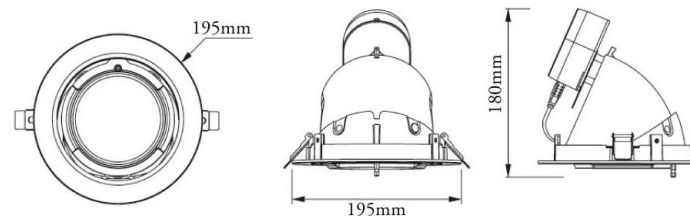
Fari da incasso multi LED



Codice	Potenza	Colore	Lumen	Angolo	CRI	Dimensioni LxIxh	Foro
GL09-L2415-280-W30	28W	3000K	2180	100°	≥90	240x145x135	215x125
GL09-L2415-280-P40		4000K	3220				
GL09-L2415-280-C55		5500K	3360				
GL09-L2415-380-W30	38W	3000K	4350				
GL09-L2415-380-P40		4000K	4420				
GL09-L2415-380-C55		5500K	4560				
GL09-L2415-480-W30	48W	3000K	5520				
GL09-L2415-480-P40		4000K	5680				
GL09-L2415-480-C55		5500K	5760				
GL09-L2415-600-W30	60W	3000K	6750				
GL09-L2415-600-P40		4000K	6890				
GL09-L2415-600-C55		5500K	7200				

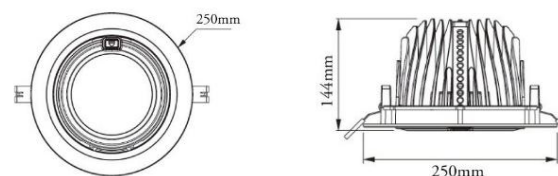
Su richiesta disponibili nella versione dimmerabile 1-10V

Fari da incasso multi LED



Codice	Potenza	Colore	Lumen	Angolo	CRI	Dimensioni Dxh	Foro
GL09-R195-380-W30	38W	3000K	4320	60°	≥85	Ø195x180	Ø170
GL09-R195-380-P40		4000K	4440				
GL09-R195-380-C55		5500K	4560				

Su richiesta disponibili nella versione dimmerabile 1-10V



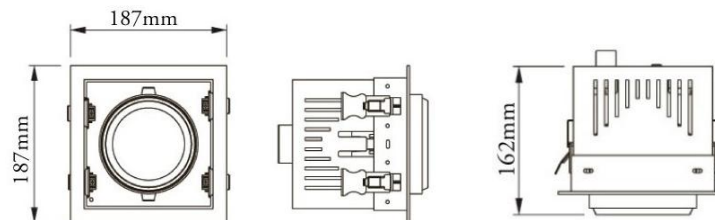
Codice	Potenza	Colore	Lumen	Angolo	CRI	Dimensioni Dxh	Foro
GL09-R250-600-W30	60W	3000K	6900	60°	≥85	Ø250x144	Ø205
GL09-R250-600-P40		4000K	7090				
GL09-R250-600-C55		5500K	7200				

Su richiesta disponibili nella versione dimmerabile 1-10V

Fari da incasso COB



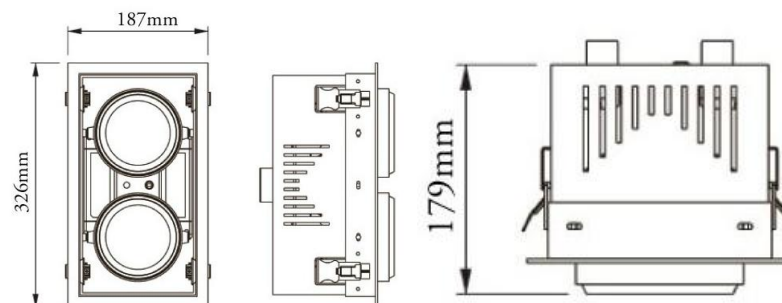
Orientabile



Codice	Potenza	Colore	Lumen	Angolo	CRI	Dimensioni Lxh	Foro
GL09-L1919-300-W30	30W	3000K	2450	60°	≥80	187x162	170x170
GL09-L1919-300-P40		4000K	2680				
GL09-L1911-300-C55		5500K	2800				

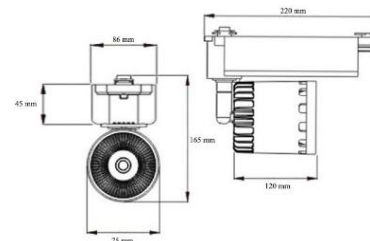


Orientabile

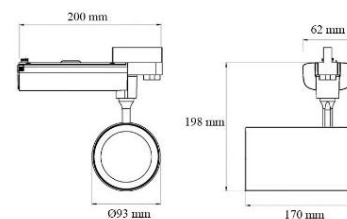


Codice	Potenza	Colore	Lumen	Angolo	CRI	Dimensioni LxIxh	Foro
GL09-L1933-600-W30	60W	3000K	5000	60°	≥80	326x187x179	305x170
GL09-L1933-600-P40		4000K	5280				
GL09-R1933-600-C55		5500K	5400				

Fari da binario trifase COB



Codice	Potenza	Colore	Lumen	Angolo	CRI	Dimensioni corpo DxL
GL09-FB200-W30-T	20W	3000K	1100	30°	≥82	Ø75x120
GL09-FB200-P40-T		4000K	1200			
GL09-FB200-C50-T		5000K	1300			

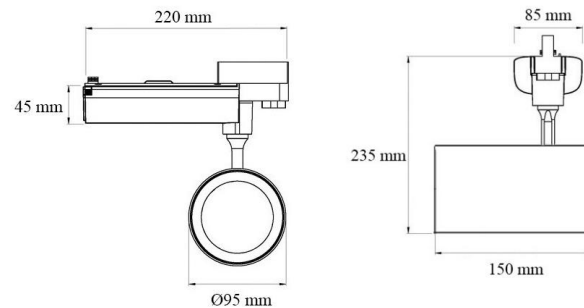


Codice	Potenza	Colore	Lumen	Angolo	CRI	Dimensioni corpo DxL
GL09-FB300-W30-T	30W	3000K	2150	36°	≥80	Ø93x170
GL09-FB300-P40-T		4000K	2230			
GL09-FB300-C50-T		5000K	2400			

Fari da binario trifase COB

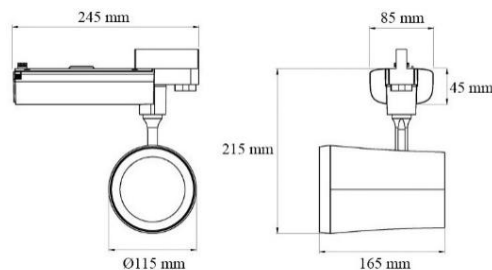


Codice	Potenza	Colore	Lumen	Angolo	CRI	Dimensioni corpo DxL
GL09-FB300-B-W30-T	30W	3000K	2900	35°	≥80	Ø105x257
GL09-FB300-B-P40-T		4000K	2980			
GL09-FB300-B-C50-T		5000K	3000			



Codice	Potenza	Colore	Lumen	Angolo	CRI	Dimensioni corpo DxL
GL09-FB300-W30-T	40W	3000K	2590	36°	≥80	Ø95x150
GL09-FB300-P40-T		4000K	2710			
GL09-FB300-C50-T		5000K	2800			

Fari da binario trifase COB



Codice	Potenza	Colore	Lumen	Angolo	CRI	Dimensioni corpo DxL
GL09-FB400-B-P-W30-T	40W	3000K	2900	36°	≥90	Ø115x165
GL09-FB400-B-P-P40-T		4000K	2980			
GL09-FB500-B-P-C50-T		5000K	3000			

Fari da binario trifase multi LED



Codice	Potenza	Colore	Lumen	Angolo	CRI	Dimensioni corpo Lxh
GL09-FB380-S-W30-T	38W	3000K	3590	100°	≥80	204x107
GL09-FB380-S-P45-T		4500K	3710			
GL09-FB380-S-C55-T		5500K	3800			

Fari da binario trifase multi LED



Codice	Potenza	Colore	Lumen	Angolo	CRI	Dimensioni corpo Lxh
GL09-FB480-S-W30-T	48W	3000K	4590	100°	≥80	204x107
GL09-FB480-S-P45-T		4500K	4710			
GL09-FB480-S-C55-T		5500K	4800			

Accessori



Flat Panel



300x300



600x600



600x300



1200x300



1200x600

Codice	Potenza	Colore	Lumen	Angolo	CRI	UGR	Dimensioni LxIxh
GL09-L3030-180-W30	18W	3000K	1470	120°	≥75	19	295x295x10
GL09-L3030-180-P45		4500K	1490				
GL09-L3030-180-C60		6000K	1500				
GL45-L3030-100-RGB*	10W	RGB	-	120°	-	-	295x295x10.5
GL64-L6060-400-P40	40W	4000K	3200	120°	≥80	19	595x595x10
GL09-L6030-400-P45	40W	4500K	3125	120°	≥75	19	295x295x10
GL09-L6030-400-C60		6000K	3335				
GL64-L6060-450-P45	45W	4000K	3600	120°	≥80	19	295x295x10
GL64-L6060-450-C60		6500K	3800				
GL64-L6060-180-P45	45W	4000K	4800	120°	≥80	19	295x295x10
GL64-L6060-180-C60		6500K	4800				
GL45-L6060-100-RGB*	42W	RGB	-	120°	-	-	595x595x10.5

Flat Panel

Codice	Potenza	Colore	Lumen	Angolo	CRI	UGR	Dimensioni LxIxh
GL09-L6060-400-W30/17	40W	3000K	3800	120°	≥80	17	595x595x10
GL09-L6060-400-P45/17		4500K	3900				
GL09-L6060-400-C60/17		6000K	4000				
GL64-L12030-450-P45	45W	4000K	3600	120°	≥80	19	1195x295x10
GL64-L12030-450-C65		6500K	3500				
GL09-L12030-400-W30	40W	3000K	3520	120°	≥74	19	1195x295x10
GL09-L12030-400-P45		4500K	3650				
GL09-L12030-400-C60		6000K	3702				
GL45-L12030-550-RGB*	55W	RGB	-	120°	-	-	1195x295x14.5
GL09-L12060-400-W30	72W	3000K	5395	120°	≥89	19	1195x595x10
GL09-L12060-400-P45		4500K	5500				
GL09-L12060-400-C60		6000K	5698				

*per i pannelli RGB il controller e l'alimentatore vanno acquistati separatamente

I pannelli con il codice iniziale GL09, su richiesta, possono essere forniti di alimentatore dimmerabile 1-10V con sovrapprezzo

Accessori



Kit sospensione a 4 fili



Kit montaggio a soffitto per:
300x300 - 300x600 - 600x600
300x1200 - 600x1200



Kit sospensione a Y



Kit alimentatore dimmerabile 1-10V
per pannelli GL09



Kit molle per incasso



Dimmer 1-10V
per pannelli GL09

Dove siamo



Global Elektro di Ritella Francesco

C.so Europa,601
10088 Volpiano (TO)
Italy

Web : www.globallight.it

Email : info@globallight.it

Tel.: +39 392 9208894 - Francesco
+39 328 9787001 - Luca